

Valley® Center Pivots

RELIABLE | DURABLE | PRECISE | ADVANCED | RESPONSIVE



VALLEY 

The Leader in Precision Irrigation.

Valley 8000 series





From pivot point to last span, a Valley® center pivot is engineered, constructed and field-tested to handle any operating stresses your machine may experience. Valley structures stand up to the toughest loads produced by rough terrain, deep furrows and long-span machines. No wonder Valley pivots command the highest resale value in the industry.

Exclusive options on the 8000 series include:

- Precision Corner®
- Multiple floatation options
- Ultra-High Profile
- Widest range of pivot point options and pipe diameters to fit your field
- Longest span in the industry

Most Reliable Drive Train

- The patented Valley gearbox is the only brand of pivot gearbox made in the USA
- Exclusive Valley warranty – See your dealer for details

Valley Field-Tested Spans

- Outperforms other brands under all field conditions in independent tests
- Truss rod and angle design create a smooth crown that maintains even loading in the span
- Polyurethane flange gaskets deliver longer, leak-free life
- Truss angle placement and lengths provide even loading on uneven terrain
- Short extender pipes are never used to achieve span lengths



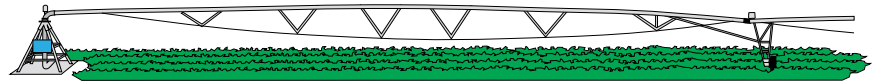
Structure Options for Different Heights

Standard Profile Drive Units

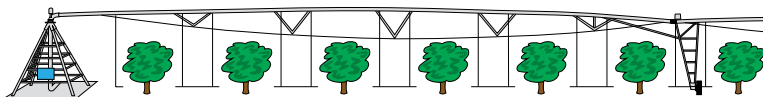
- Clearance: 9' 7"

Low-Profile Drive Units

- When standard clearances are not required
- Low-Profile clearance: 6' 1"



*Actual clearances in the field will vary based on wheel-track depths, span lengths, field terrain, and various operating conditions.



High-Profile and Ultra-High Profile Drive Units

- Provide increased crop clearance
- High-Profile clearance: 12' 11"
- Ultra-High Profile clearance: 15' 7"



7000 series


Engineered and developed as a cost-effective irrigation solution, the Valley 7000 series is second only to the industry-leading Valley 8000 series in reliability, durability and overall performance. The 7000 series is available with the patented, Made in the USA Valley gearbox or the VS-7000 gearbox.

VS-7000 Gearbox

The VS-7000 gearbox is a high quality, durable gearbox offered at a lower price point. Many of the features that make Valley gearboxes the industry's leader are included, such as ductile iron worm gear for longer wear life and an extended output shaft for improved seal life. The VS-7000 gearbox has proven to be the second best gearbox in the industry.

Features:

- Economical irrigation option for smaller fields
- Ideal for fields with less demanding terrain
- NEW! Maximum machine length of 2,000'
- Standard, low and now available in high profile





5000 series

The Valley 5000 series provides a cost-effective irrigation solution for smaller fields up to 60 acres. This durable machine was created specifically for production agriculture and comes with the reliability and aftermarket support that only Valley dealers can provide.

Features:

- Economical irrigation option for smaller fields
- Another option to irrigating corners or irregularly shaped fields
- Easy to operate, control and monitor
- Optional upgrades to enhance your control and monitoring capabilities
- Available with the Classic control panel for basic operations



Fixed Pivot Points

The Valley pivot point options are built for strength and stability. Each pivot point comes standard with a full set of braces on all four sides and a corrosion-resistant sleeve to allow smooth rotation within the riser seal. With multiple options, you are sure to find the right pivot point to fit your operation.

6 5/8" Pivot Point

- Designed for pivots up to nine spans or 1,500' long

8 5/8" Pivot Point

- Designed for pivots up to 2,800' long
- Heavy duty legs are standard
- Optional stainless steel riser pipe for corrosive water

10" Pivot Point

- Designed for pivots up to 2,800' long
- Comes standard with heavy duty legs, service platform and pivot flex
- Extended bearing length for longer life

New lower elbow and riser pipe options available to integrate:

- Seametrics® flow meters
- Nelson® valves
- Clemons filters



Valley Pivot Point Options

Towable Pivots

The Valley towable options allow you to irrigate two or more fields with one machine to reduce your installed cost per acre. Each towable machine can be towed from one field to another in less than an hour! You can choose from an on-board engine generator or public power supply to power your machine.

2-Wheel E-Z Tow™

- Ideal for part-circle fields or multi-directional towing
- Maximum lengths up to 1,000'
- Comes standard with tongue hitch design

Skid Tow

- Low-cost option best used for infrequent towing
- Can handle even the longest towable units

4-Wheel E-Z Tow

- Maximum lengths up to 1,500'
- Can be placed on concrete pad to utilize earth anchors
- Comes standard with tongue hitch for quick, secure hook-up without cables
- 8 5/8" pivot point can be towed in any direction





Valley DropSpan™

The Valley DropSpan™ allows the outer spans of your center pivot to be dropped from the machine, so you can irrigate additional acres adjacent to large obstructions at the edge of the field. The spans can be dropped or reattached by one person without tools in less than 15 minutes.



Features

- Large platform for easy access
- Optional second end gun
- Large, easy-to-access coupling with tethered plug
- Simple electrical connector manages span cable and control logic; no rewiring needed
- Simple winch and batten leg system to drop and reattach outer spans
- Stop switch automatically aligns base machine with dropped spans for easy reattachment

Valley Benders

The Bender options maximize irrigated area at a low cost. Benders allow the outer portion of a pivot to continue moving while the inner portion is stopped by fences, trees or other obstacles.

Bender30™

- Easy to retrofit - no structural changes required
- Bends up to 30 degrees in either or both directions

Bender160™

- Integrated end gun and auxiliary controls for bending mode
- Bends up to 160 degrees in either or both directions

Features:

- Pick up additional acres on part-circle machines at a low cost
- Multiple bends are allowed per machine
- Optional valves shut off the water to stopped spans while bending
- Valley exclusive speed-up timer improves water application performance while bending
- Integrated backup safeties prevent the machine from over extension and ensures return to normal operation after bending

NEW! Bender Anchor

Only Valley offers an anchor for its bending drive units. The anchor package provides the structural strength needed to use Valley Benders on longer machines, as well as on rough or rolling terrain. Now you can bend your machine up to 2,000 feet to irrigate even more acres.



Benders and DropSpan



Single Span Engine Drive



Valley Single Span Engine Drive

The Valley Single Span Engine Drive is the ideal option for irrigating small fields up to 6 acres wherever electric power is not readily available. All sprinkler packages are available to deliver efficient water application with low water pressure, providing significant energy, labor and water savings.

Features:

- Towable pivot points can add versatility to easily irrigate multiple fields, reducing your equipment cost per acre
- The high-speed drive decreases minimum rotation time by up to 50 percent over normal pivot operation
- Drive belt positioning allows forward and reverse operation
- Retrofit package available for all brands of pivots
- Optional 20 gallon fuel tank provides up to 100 hours of operation without refueling
- Optional tachometer/hour meter provides engine-speed monitoring for accurate water application and records operating hours for management decisions

Electrical Components

Span Cable

8, 10 and 12 gauge wire for power, 14 gauge wire for control. Standard options include a shielded span cable and color-coded wire for easy service and maintenance.

Tower Box

Galvanized steel base construction with stainless steel shaft and nylon bearing assembly ensures long life.

Collector Ring

Transfers incoming electricity to the pivot and uses a watertight seal. Comes standard with stainless steel electrical conduit to ensure years of trouble-free service.

Available Options



(A) End of Field Stop and/or Auto Reverse

Stop or reverse your machine precisely. Required for part-circle operation. Post and skid barricade styles available.



(B) Modified Alignment

Provides additional alignment sensitivity for your machine. Recommended for units 1,500 to 2,000 feet long.

(C) Remote Panel Mount

Locate your control panel where it is most convenient.

(D) Pipe Options

Pipe material choices include galvanized and PolySpan®.



Running Light

Indicates your pivot is operating. Choice of 100-watt rough service bulb or flashing strobe.

End Gun Test Switch

Allows you to check end gun operation (Pro2 and Select2).

End Gun Control

Control your end gun operation from the pivot. A switch package mounted on the pivot is available for mechanical panels. It is incorporated into the Pro2 and Select2 panels.

Auxiliary Control

Factory-installed switches and hardware can control injection pumps or other auxiliary electrical devices.



High-Voltage Surge Protection

Provides additional protection from power surges (standard with Pro2 and Select2).

Position Control Choices

Set and control position functions such as stop-in-slot and end gun.

• Resolver Positioning

- Positioned on the pivot point
- Works with Select2 and Pro2 panels

• GPS Positioning

- Receiver positioned on the last regular drive unit
- Works with TouchPro, Pro2 and Select2 GPS Ready control panels

	8000 series	7000 series	5000 series
Specifications			
Pivot Point	6 5/8", 8 5/8", 10"	6 5/8" and 8 5/8"	6 5/8", Small Field
Towable Pivot Point	2-Wheel E-Z Tow, 4-Wheel E-Z Tow, Skid Tow	2-Wheel E-Z Tow, 4-Wheel E-Z Tow	3 Point Hitch, 2-Wheel E-Z Tow, 4-Wheel E-Z Tow
Maximum Towing Length	2,800'	1,500'	660'
Pipe Diameters	6", 6 5/8", 8 5/8", 10"	6", 6 5/8"	5"
Span Lengths	115', 135', 140', 160', 180', 185', 187', 205', 225'	115', 135', 140', 160', 180', 185', 187', 205'	112.5', 135', 157.5', 180', 202.5'
Overhang Lengths	9', 18', 27', 36', 45', 54', 64', 73', 82', 100'	Same as 8000 series	19.2', 28.5', 37.7', 55.9'
Booster Pump Option	2 HP, 5 HP, 7.5 HP	2 HP and 5 HP	1 HP for single phase, 2 HP
Available Tires	11.2 x 24", 11.2 x 38", 11x 22.5", 14.9 x 24", 16.9 x 24", 18.4 x 26", Valley Revolution™ airless tire	Same as 8000 series	11.2 x 24", 11x 22.5", 14.9 x 24"
157.5' Span Weight (lbs) - Wet	6,200 (6 5/8")	5,900 (6 5/8")	4,400 (5")
180' Span Weight (lbs) - Wet	6,800 (6 5/8")	6,400 (6 5/8")	4,900 (5")
205' Span Weight (lbs) - Wet	7,500	7,100	5,400 (5" - 202.5')
Truss Rods	3/4", 13/16", 7/8"	11/16", 3/4" (on 205' only)	5/8"
Truss Angle	2 x 2 x 3/16"	2 x 2 x 1/8"	2 x 2 x 1/8"
Drive Leg	3 x 3 x 1/4"	3 x 3 x 3/16"	3 x 3 x 3/16"
Span Connection	Ball and Socket	Ball and Socket	Internal Connection
Corner Arm Available	●	●	
480v Engine Generator	●	●	●
Floatation Options	3-Wheel Drive, Articulating 4-Wheel Drive, Track Drive, Articulating Track Drive, agri-TRAC, RAAFT Track	3-Wheel Drive	
Profile	Low, Standard, High, and Ultra High	Low, Standard and High	Low and Standard
Maximum Machine Length	2,800'	2,000'	820'
Drive Train	Valley and Valley HD	VS-7000 and Valley	VS-7000
Single Phase			●
Bender30/160	●	●	
DropSpan	●	●	



See your local authorized Valley dealer for complete details.



Valmont[®] Irrigation has a policy of continuous product improvement and development. As a result, certain changes in standard equipment, options, price, etc. may have occurred after the publication of this brochure. Some photographs and specifications may not be identical to current production. Your local Valley[®] dealer is your best source for up-to-date information. Valmont Irrigation reserves the right to change product design and specifications at any time without incurring obligations.

©2015 Valmont Industries, Inc., Valley, NE 68064 USA. All rights reserved.